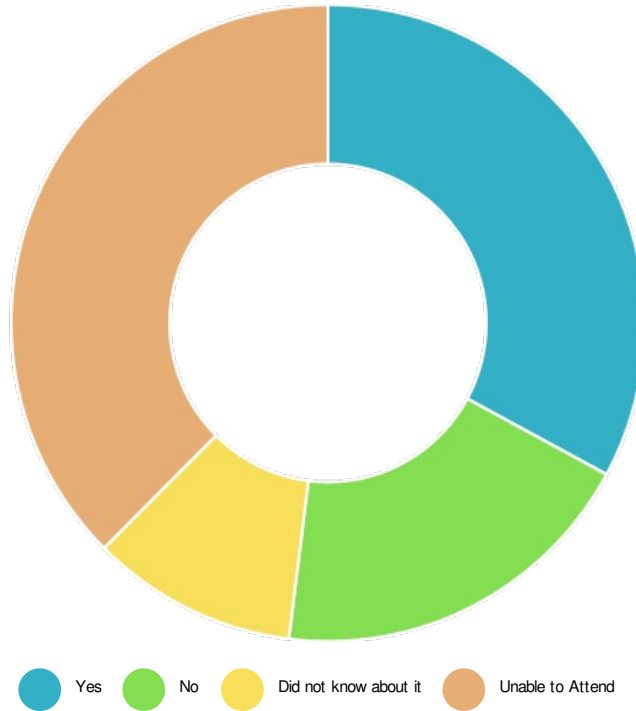


Cross Park Survey Options

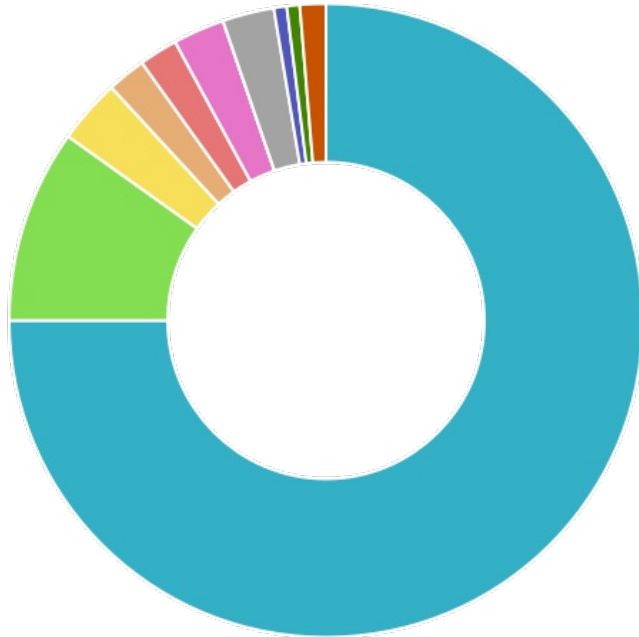
Did you attend a Land Logical Drop-In session on Thursday 8th February 2018 at the Cross Park Pavilion?

	Yes	No	Did not know about it	Unable to Attend	Standard Deviation	Responses
All Data	50 (33%)	29 (19%)	16 (11%)	57 (38%)	16.36	152



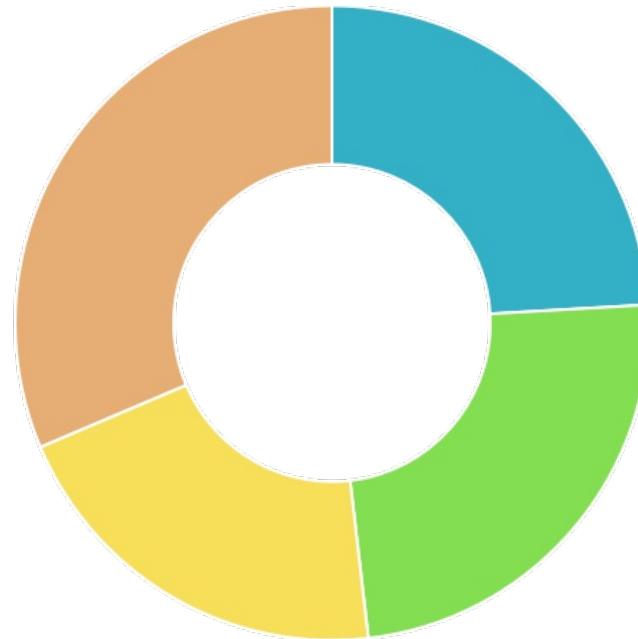
Do you support the project continuing to environmental impact assessment and planning where you will be able to comment on the details? (rate your response)

	0	1	2	3	4	5	6	7	8	9	10	Standard Deviation	Responses	Weighted Average
Strongly Oppose - Strongly Support	114 (75%)	15 (10%)	5 (3%)	3 (2%)	3 (2%)	4 (3%)	0 (0%)	4 (3%)	1 (1%)	1 (1%)	2 (1%)	31.91	152	0.86 / 10
													0.86 / 10	



Did you attend the Public Exhibition organised by Turners Group at the end of November 2017?

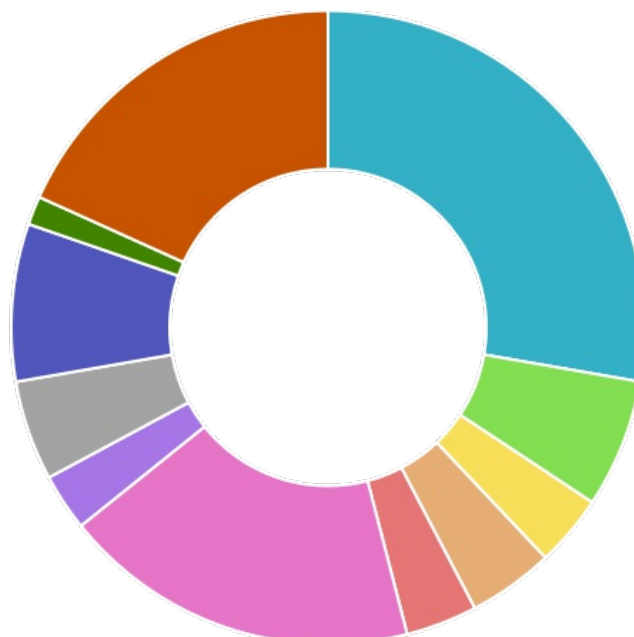
	Yes	No	Did not know about it	Was unable to attend	Standard Deviation	Responses
All Data	33 (24%)	33 (24%)	28 (20%)	43 (31%)	5.45	137



● Yes
 ● No
 ● Did not know about it
 ● Was unable to attend

Do you support the provision of this footpath? (rate your response)

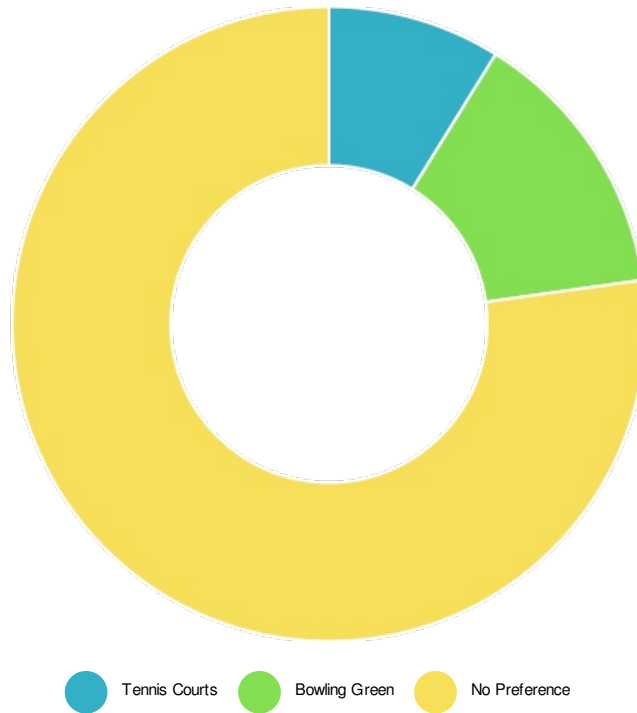
	0	1	2	3	4	5	6	7	8	9	10	Standard Deviation	Responses	Weighted Average
Strongly Object - Strongly Support	38 (28%)	9 (7%)	5 (4%)	6 (4%)	5 (4%)	25 (18%)	4 (3%)	7 (5%)	11 (8%)	2 (1%)	25 (18%)	11.06	137	4.46 / 10
														4.46 / 10



● 0
 ● 1
 ● 2
 ● 3
 ● 4
 ● 5
 ● 6
 ● 7
 ● 8
 ● 9
 ● 10

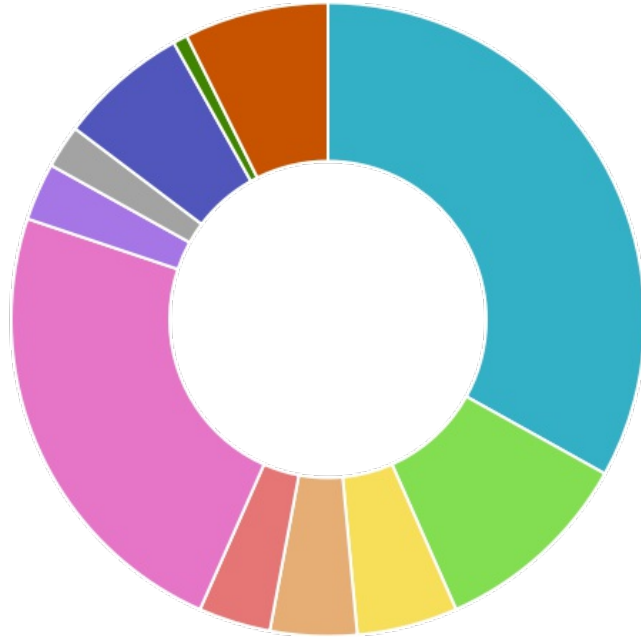
Turners Group have suggested either Tennis Courts or a Bowling Green could be provided,
What is your preference?

	Tennis Courts	Bowling Green	No Preference	Standard Deviation	Responses
All Data	12 (9%)	19 (14%)	105 (77%)	42.29	136



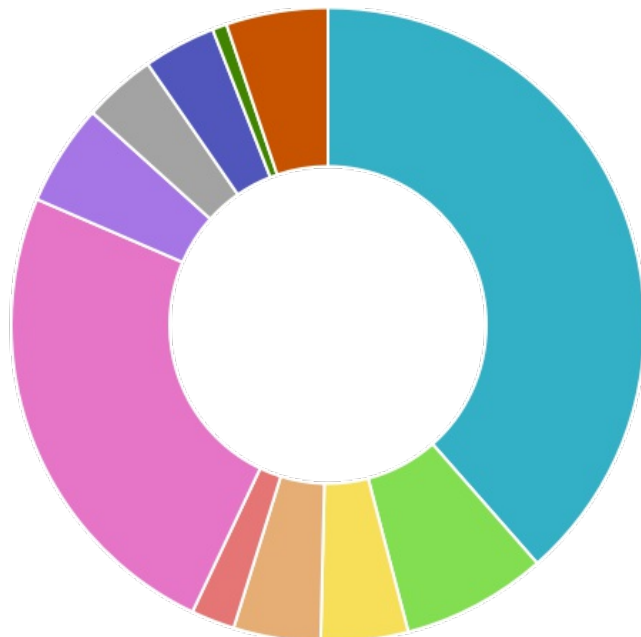
Do you support the provision of a Bowling Green? (rate your response)

	0	1	2	3	4	5	6	7	8	9	10	Standard Deviation	Responses	Weighted Average
Strongly Object - Strongly Support	45 (33%)	14 (10%)	7 (5%)	6 (4%)	5 (4%)	32 (24%)	4 (3%)	3 (2%)	9 (7%)	1 (1%)	10 (7%)	13.08	136	3.32 / 10
														3.32 / 10



Do you support the provision of Tennis Courts?

	0	1	2	3	4	5	6	7	8	9	10	Standard Deviation	Responses	Weighted Average
Strongly Object - Strongly Support	52 (39%)	10 (7%)	6 (4%)	6 (4%)	3 (2%)	33 (24%)	7 (5%)	5 (4%)	5 (4%)	1 (1%)	7 (5%)	14.97	135	3.06 / 10
														3.06 / 10



Do you support the provision of a community centre extension to the Pavilion? (rate your response)

	0	1	2	3	4	5	6	7	8	9	10	Standard Deviation	Responses	Weighted Average
Strongly Object - Strongly Support	41 (30%)	11 (8%)	1 (1%)	5 (4%)	5 (4%)	18 (13%)	2 (1%)	10 (7%)	14 (10%)	5 (4%)	23 (17%)	11.18	135	4.5 / 10
													4.5 / 10	

